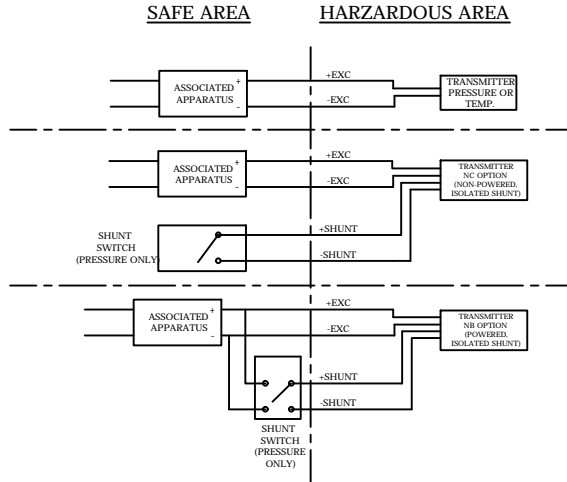
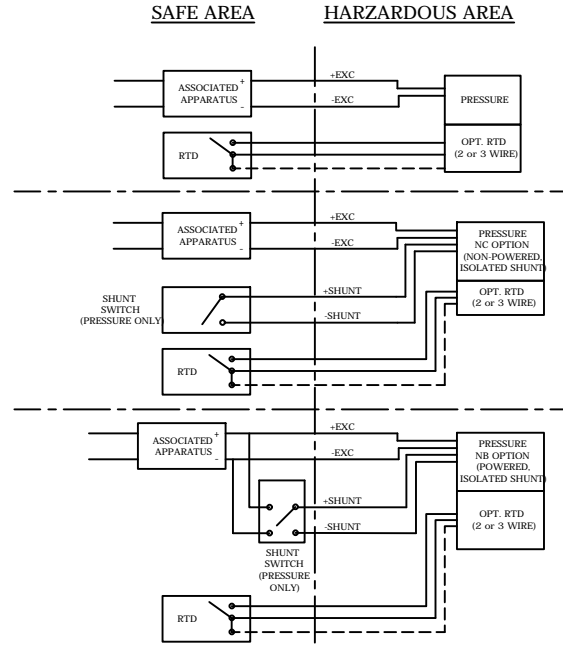


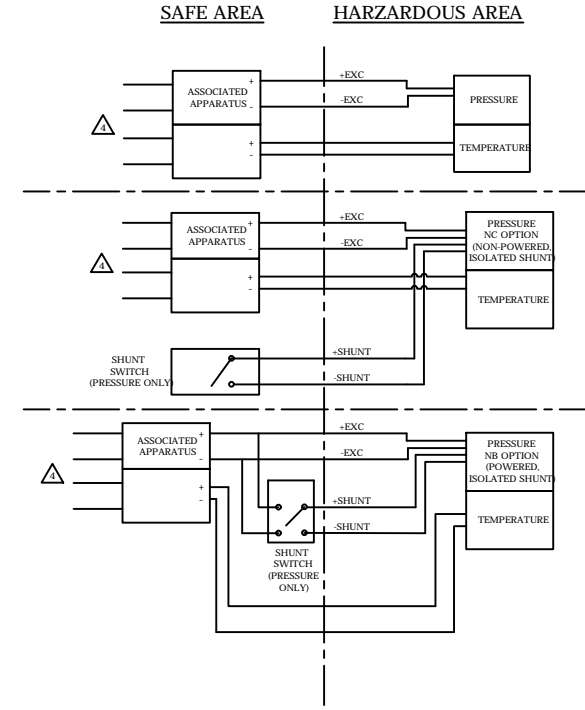
A) PRESSURE OR TEMPERATURE OUTPUT



B) PRESSURE AND RTD



C) AMPLIFIED PRESSURE AND TEMPERATURE



NOTES:

1. INSTALLATION MUST BE IN ACCORDANCE WITH THE CODES AND PRACTICES OF THE COUNTRY IN USE.

2. ASSOCIATED APPARATUS USED FOR THE +EXC/-EXC CIRCUIT MUST HAVE A LINEAR OUTPUT AND BE CERTIFIED WITH THE BARRIER PARAMETERS THAT MEET THE FOLLOWING CONDITIONS:

$$U_o \leq U_i$$

$$I_o \leq I_i$$

$$C_o \leq C_i + C_{cable}$$

$$L_o \leq L_i + L_{cable}$$

3. SHUNT SWITCH OR RTD (WHERE APPLICABLE) WIRING IS INTRINSICALLY SAFE AND IS FOR CONNECTION TO A VOLTAGE FREE CONTACT, OR CERTIFIED RELAY CONTACT BARRIER WITH A VOLTAGE FREE CONTACT.

⚠ CAN BE ONE BARRIER WITH ISOLATED PRESSURE AND TEMPERATURE WIRING OR TWO SEPARATE BARRIERS.

PRESSURE

Ex ia IIC T5 Ga (-40°C < Ta < 85°C)
 ENTITY PARAMETERS: *
 Ui = 28V
 Ii = 100mA
 Ci = 30nF
 Li = 0
 Pi = 0.7W

NF Option:
 Ui = 28V
 Ii = 100mA
 Ci = 20nF
 Li = 0
 Pi = 0.7W

TEMPERATURE

Ex ia IIC T5 Ga (-40°C < Ta < 85°C)
 ENTITY PARAMETERS: *
 Ui = 28V
 Ii = 100mA
 Ci = 30nF
 Li = 0
 Pi = 0.7W

NF Option:
 Ui = 28V
 Ii = 100mA
 Ci = 20nF
 Li = 0
 Pi = 0.7W

THIRD PARTY AGENCY APPROVAL CODE: AI-S

REVISIONS			
LET	DATE	BY	ECN
-	4/16/15	DJH	1477

2770 LONG ROAD
 GRAND ISLAND, NY 14072
 TEL. NO. (716)773-0300 FAX NO. (716)773-5019
 CAGE CODE: ON8Y7

TITLE:
ATEX/IEC INTRINSIC SAFETY,
MODELS 2xx AI/GI

SEE ENGINEERING CHANGE NOTICE (ECN) FOR DRAWING APPROVALS			
SCALE	MATERIAL	DRAWING NO.	SHEET 1 OF 2
N/A	N/A	8C1-71.01	

